

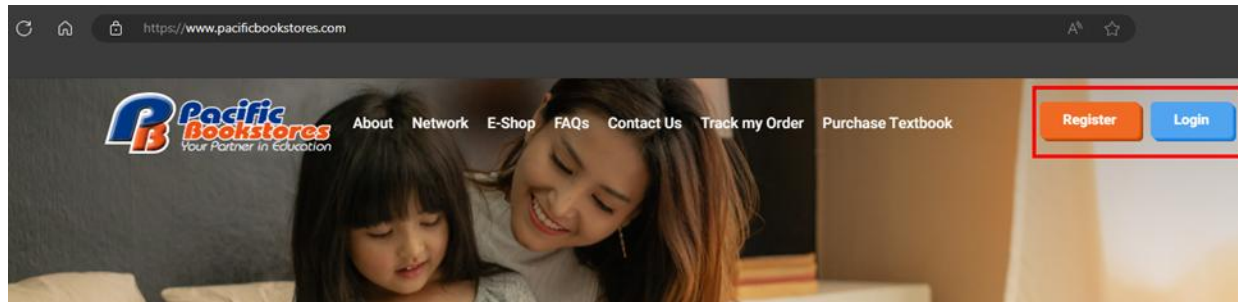
# PACIFIC BOOKSTORES - eAPPOINTMENT GUIDE

## (BOOK APPOINTMENT)

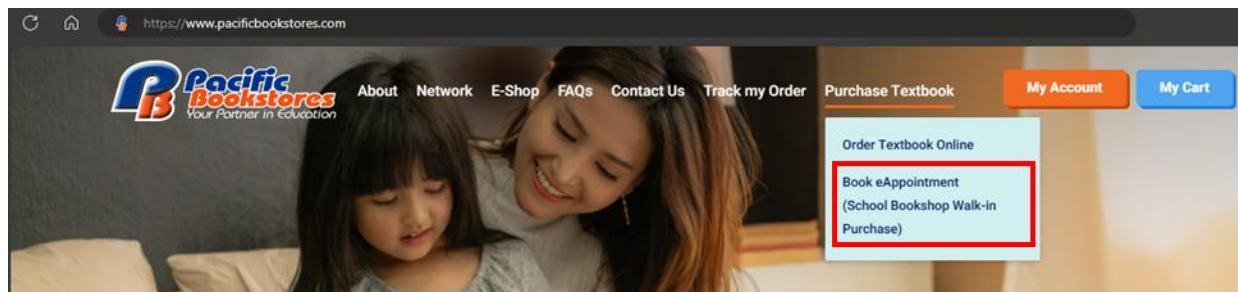
### Steps to book eAppointment

Parents who are required to walk-in purchase their booklist items from the school bookshop will have to book an eAppointment via Pacific Bookstores website.

1. Parents to visit Pacific Bookstores website at <https://www.pacificbookstores.com>
2. Register an account / Login with an existing account.



3. At the top menu, select **Purchase Textbook** and click on **Book eAppointment (School Bookshop Walk-in Purchase)**



# PACIFIC BOOKSTORES - eAPPOINTMENT GUIDE

## (BOOK APPOINTMENT)

### Steps to book eAppointment

4. Select below fields to book an eAppointment
  1. Choose your School
  2. Choose your Preferred Date
  3. Choose your Preferred Timeslot

#### Book an eAppointment

Kindly book appointment via form below.

The screenshot shows a web form for booking an appointment. At the top, there is a dropdown menu labeled "Select One(1) School" with a red circle and the number "1" next to it. The selected option is "Ai Tong School (GATS)". Below this, there are two sections. The first is labeled "Select One(1) Date" with a red circle and the number "2" next to it. It features a calendar for September 2023, with the date "20" highlighted in blue. The second section is labeled "Select One(1) Preferred Timeslot" with a red circle and the number "3" next to it. It contains six time slot buttons: "9:00 AM - 10:00 AM" (highlighted in blue), "10:00 AM - 11:00 AM", "11:00 AM - 12:00 AM", "1:00 PM - 2:00 PM", and "2:00 PM - 3:00 PM".

5. Click the **"Book an eAppointment"** button

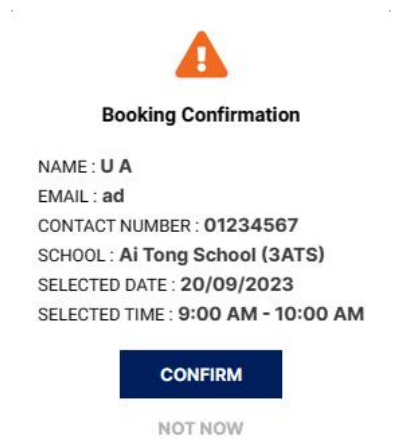
Book an eAppointment

# PACIFIC BOOKSTORES - eAPPOINTMENT GUIDE

## (BOOK APPOINTMENT)

### Steps to book eAppointment

7. Check your booking details and click the “**Confirm**” button



8. You should receive an email confirmation from Pacific Bookstores on the booking schedule.